

IMAGING THEME

IMAGING

IMAGING WITH X-RAYS AND
NEUTRONS, FROM ACQUISITION
THROUGH PROCESSING TO
APPLICATION

IMAGING

Working groups

- **GeoArCH:** Geology, Archaeology and Cultural Heritage
- ***Quantim*** – 3D/4D image analysis
- **New imaging** possibilities with x-rays and neutrons
- X-ray and neutron imaging applications in **soil sciences**
- **TBS:** Tomography of Biological Samples
- **Imaging Food**

SCIENTIFIC ACTIVITIES



Imaging thematic symposium
Mon, Dec 18, 2017, 12:00 – Tue, Dec 19, 2017, 15:00



X-ray Fluorescence imaging - how to plan and execute the perfect

**LINXS partner event:
SWEDNESS/LINXS doctoral school**



The Quantim Hackathon at LINXS!



LINXS Event: Geology, Archaeology and Culture Heritage studies in a new light

2nd QUANTIM Hackathon - Cellular materials in 3D and 4D



LINXS Event: Workshop - Tomography of Biological Tissue



Partner Event: Northern Lights on Food



LINXS Event: Inverse problems in X-ray phase retrieval and




LINXS Partner event - X-ray Imaging workshop at Syddansk University




LINXS Event: Workshop for X-ray and neutron imaging applications in soil sciences
Mon, Jun 17, 2019, 11:00 – Tue, Jun 18, 2019, 15:30
Matematik Annexet (map)
X-ray and neutron imaging provide opportunities to


Seminars



Transdisciplinary imaging at SUBIC - Seminar with Johan Lundström, Director of Stockholm University Brain Imaging Centre
Thursday, December 20, 2018
14:30 – 15:15
LINXS (map)



LINXS related event - lecture with Prof. Marco Stampanoni from the Institute of Biomedical Engineering, ETH Zürich
Tuesday, May 7, 2019
15:00 – 15:45
Seminar title: Beyond absorption-based X-ray imaging: new



LINXS Event: Welcome to afternoon coffee and a seminar by Dr Sylvain Bohic from STROBE and ESRF
Wednesday, June 5, 2019
13:00 – 14:00
Sylvain Bohic is a senior researcher at the French National